IRF4 p.T95R Combined Immunodeficiency: Clinical Features and Transplant Outcomes

Mattison P. Stojcic[1,2], Makenzie A. Manning[1], Miguel Galicchio[3], Manfred Hönig[4], Despina Moshous[5,6], Sven Kracker[6], Felipe Suarez[6], Ruben Martinez-Barricarte[7], Aidé Tamara Staines-Boone[8], Yuridia Salazar Gálvez[8], Edgar-Domingo Cordero-Chura[9], Estefany-Graciela Mamani-Velasquez[9], Jian Cui[7], Jeremie Rosain[5,6 10], Vignesh Pandiarajan[11], Sergio D. Rosenzweig[12], Klaus Schwarz[4], Catherine M. Biggs[1], Jacob Rozmus[1], Stuart E. Turvey[1,2].

Introduction

Interferon regulatory factors (IRFs)

Nine transcription factors vital for:

- **Interferon signaling**
- **Immune development**

IRF4 promotes:

- **Lymphocyte development**
- **B cell function**
- **Th1:Th2 balance**

Associated with **several inborn errors of immunity (IEIs)**

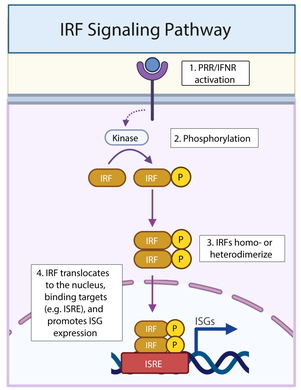

Figure 1: IRF Signaling.

IRF4 p.T95R disrupts DNA-binding

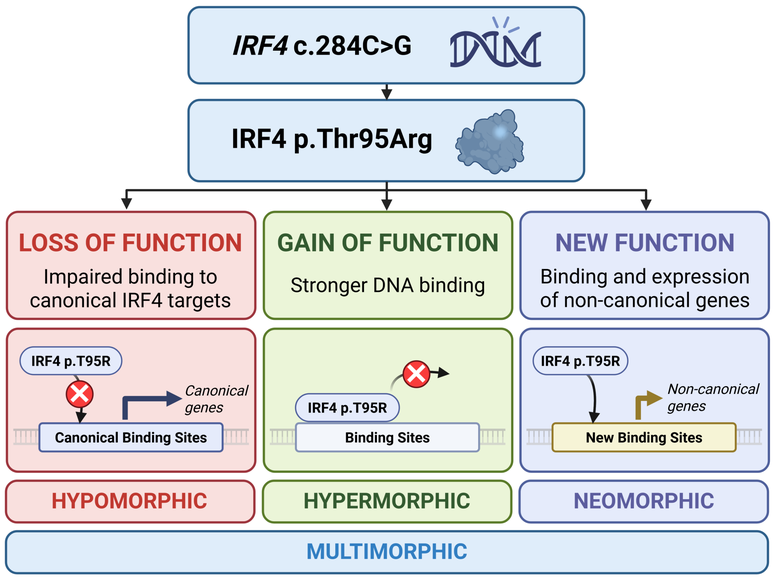

Figure 2: Multimorphic effects of IRF4 p.(Thr95Arg).

Objectives

- Refine the **clinical understanding** of IRF4 T95R
- Improve **treatment outcomes, including HSCT**

Figure 3: Objectives.

Methods

- Patients identified by **next-generation sequencing**
- **Comprehensive clinical reports** were analyzed
- **Aggregate *in silico* scoring** calculated with CADD, REVEL, AlphaMisense, and SpliceAI

Figure 4: Methods.

Results

The IRF4 T95R Consortium: A global collaboration

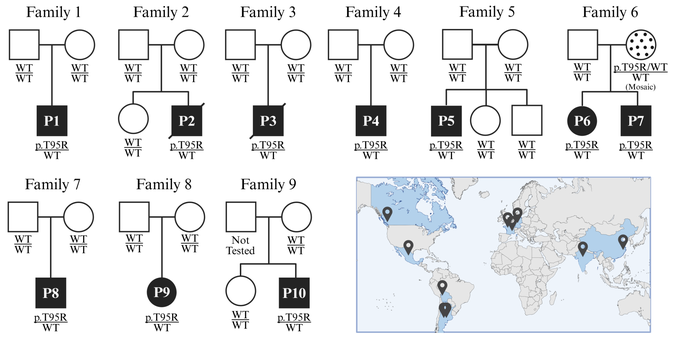

Figure 5: Pedigrees and global distribution of our cohort.

All 10 known IRF4 p.T95R patients share similar phenotypes

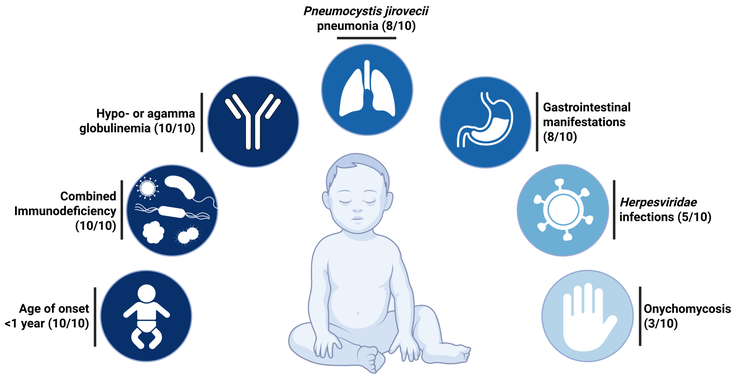

Figure 6: Prevalence of clinical phenotypes.

Treatments and hematopoietic stem cell transplant (HSCT) outcomes for IRF4 p.T95R patients

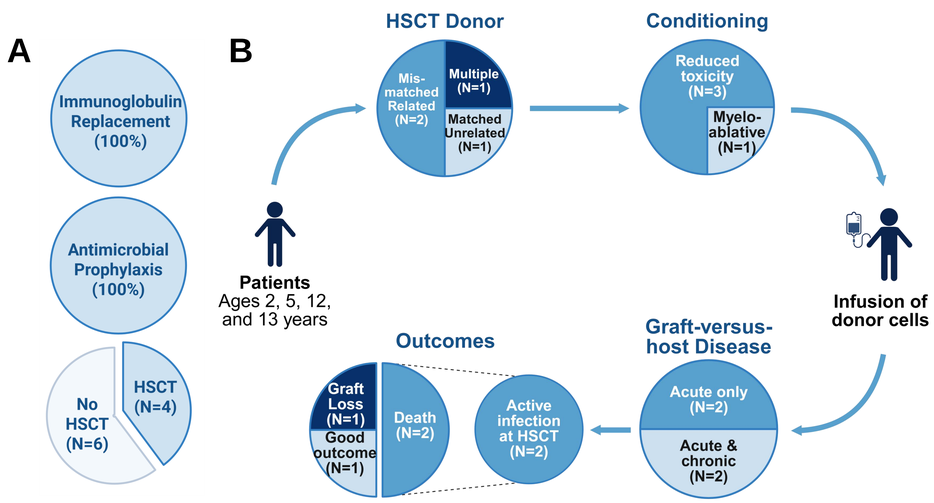

Figure 4: Treatments and outcomes. (**A**) Treatment distribution. (**B**) HSCT outcomes.

Results (cont.)

In silico models cannot predict the clinical severity of IRF4 variants

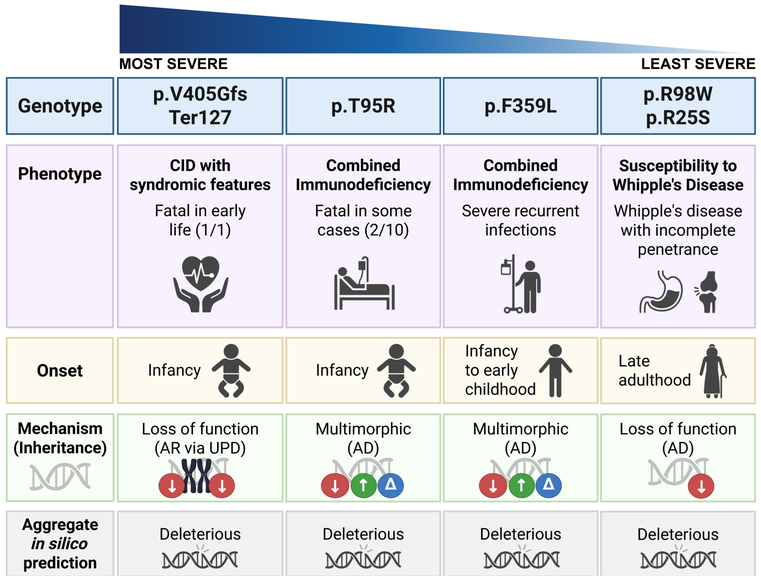

Figure 7: Disease severity across IRF4-associated IEIs.

Discussion

IRF4 T95R CID is characterized by:

- **Profound CID**
- **Early-onset infections**
- **Clinical heterogeneity**

HSCT is potentially curative

- Ideally, **early, before infection**

Interpreting IRF4 variants

- Mechanistically and clinically **divergent phenotypes**
- **Variant-specific interpretation** is crucial for guiding management

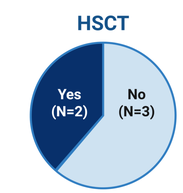

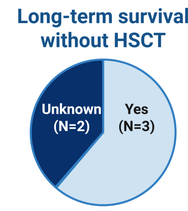

Figure 5: Management of IRF4 deficiencies.

Acknowledgments

Thank you to the **patients and their families**.

Affiliations & References